


# Be a leader.

## Overhead Roll and Fold® Boom

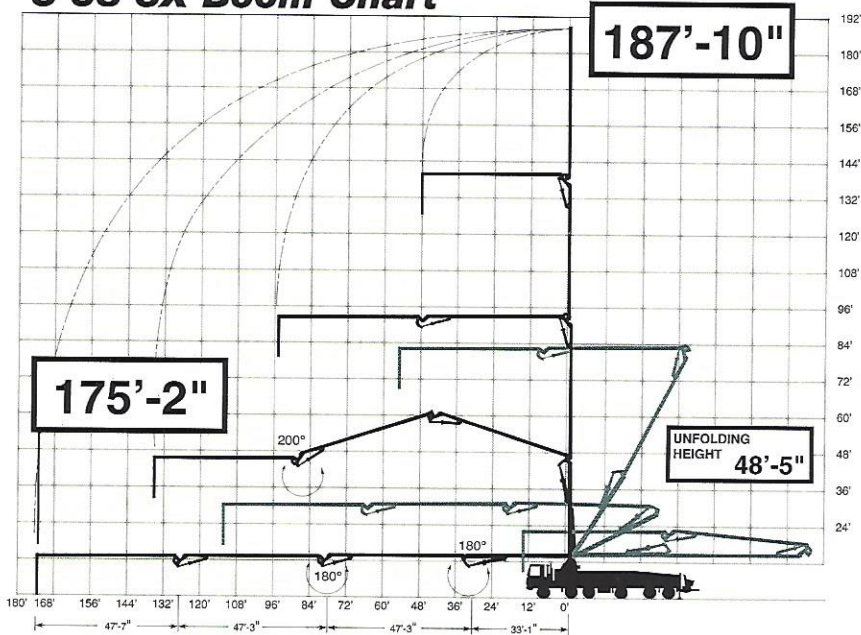
Reach out, up and below grade with no dead spots. Angle the main section back at any angle and feed the boom into elevated decks even when overhead clearance is limited. This reduces extra system in many cases for faster set-up and

less labor on the job. Other boom types don't have this flexibility and limit where the first section can be positioned. We've designed this four-section boom with the shortest tip section of any long boom so maneuverability is enhanced. This means an unlimited variety of boom positions from straight out, straight up or right back

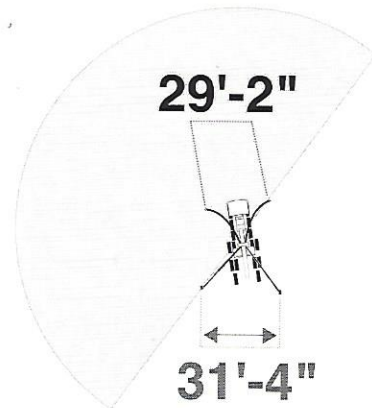
to the truck bumper. Coupled with the smallest footprint in the industry, this long boom sets up surprisingly easy. With smooth, proportional boom controls, standard auto greasing and the most refined concrete pump in the world - the result is **solutions, value** and **success** for owners.



### S 58 SX Boom Chart

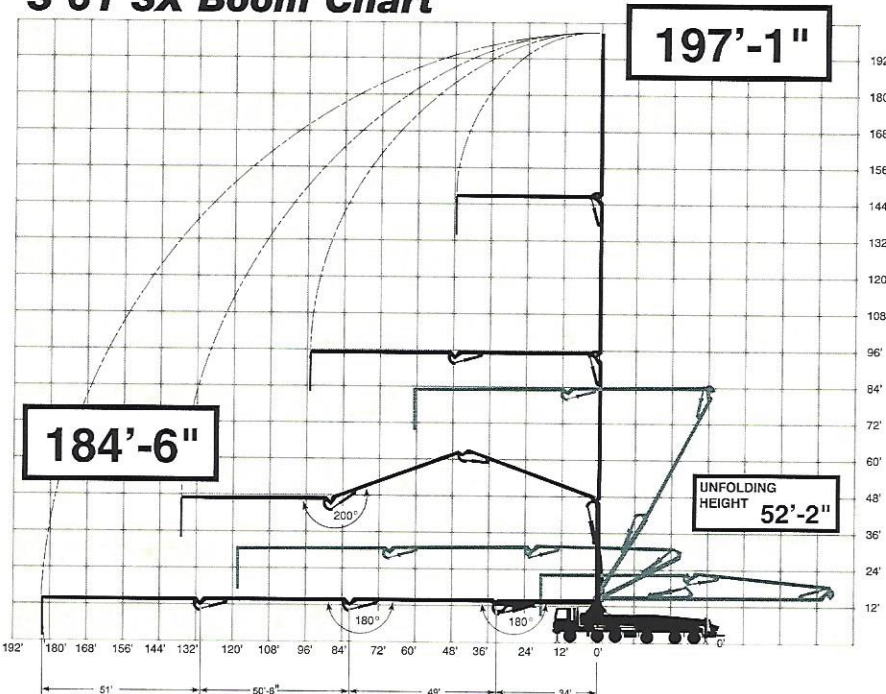


#### Modified Outrigger Operating Zone

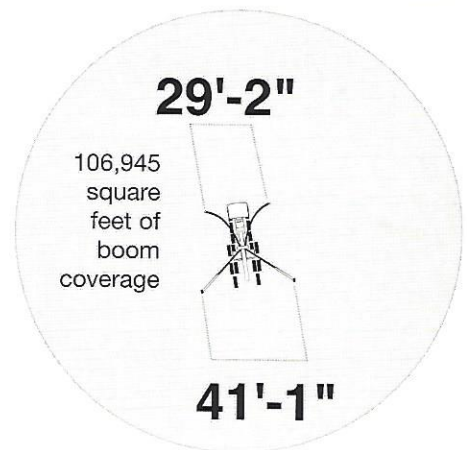


Both front outriggers and pour side rear outrigger fully deployed.

### S 61 SX Boom Chart



#### Standard Outrigger Operating Zone



All outriggers full deployed.

Outrigger soil pressure  
Front: 157 psi • Rear: 166 psi

Consult operators manual for details on outrigger set-up.